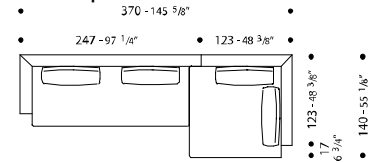
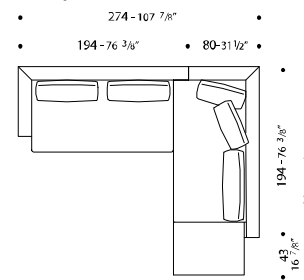




Example of composition:



Example of composition:



A series of upholstered pieces, fixed and modular, characterised by seating which overhangs the base structure. This aspect is particularly evident in the compositions, the end element being fixed under the component with which it is combined. The same goes for a small pouf which can be used as an extra seat.

## Available finishes

Fabric, leather

## Materials

### Structure interior

Frame made of solid Fir wood and chipboard, with elastic straps.

### Structure padding

High capacity variable density polyurethane foam. Light velvet cover.

### Seat cushion (except pouf)

Insert in shaped polyurethane and sterilised feathers. 100% cotton cover.

### Back cushions

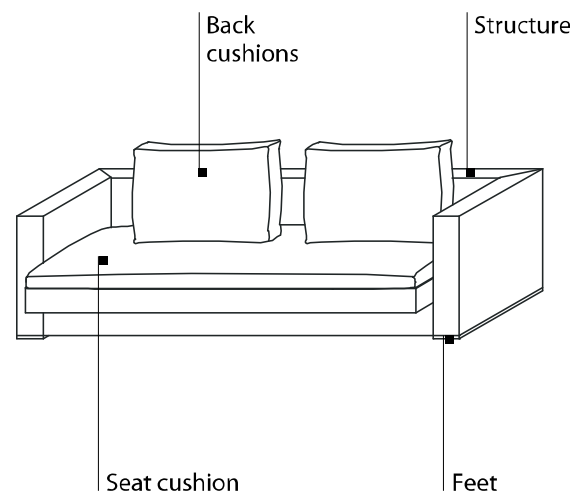
Shaped polyurethane flakes and sterilized feathers. 100% cotton cover.

### Feet (except pouf)

Shiny chrome steel with non-slip plastic tips.

### Outer covers

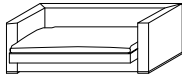
Removable




## Components

### Sofa

w.194 – d.97/80 – h.68 cm  
w.76<sup>3/8"</sup> – d.38<sup>1/4"</sup> / 31<sup>1/2"</sup> – h.26<sup>3/4"</sup>



w.247 – d.97/80 – h.68 cm  
w.97<sup>1/4"</sup> – d.38<sup>1/4"</sup> / 31<sup>1/2"</sup> – h.26<sup>3/4"</sup>



w.247 – d.97/80 – h.68 cm  
w.97<sup>1/4"</sup> – d.38<sup>1/4"</sup> / 31<sup>1/2"</sup> – h.26<sup>3/4"</sup>

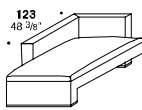


w.314 – d.97/80 – h.68 cm  
w.123<sup>5/8"</sup> – d.38<sup>1/4"</sup> / 31<sup>1/2"</sup> – h.26<sup>3/4"</sup>

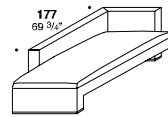


### Chaise longue

w.177 – d.97/80 – h.68 cm  
w.69<sup>3/4"</sup> – d.38<sup>1/4"</sup> / 31<sup>1/2"</sup> – h.26<sup>3/4"</sup>

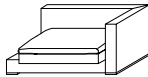


w.230 – d.97/80 – h.68 cm  
w.90<sup>1/2"</sup> – d.38<sup>1/4"</sup> / 31<sup>1/2"</sup> – h.26<sup>3/4"</sup>




### End element


w.140/123 – d.97/80 – h.68 cm  
w.55<sup>1/8"</sup> / 48<sup>3/8"</sup> – d.38<sup>1/4"</sup> / 31<sup>1/2"</sup> – h.26<sup>3/4"</sup>



w.194/177 – d.97/80 – h.68 cm  
w.76<sup>3/8"</sup> / 69<sup>3/4"</sup> – d.38<sup>1/4"</sup> / 31<sup>1/2"</sup> – h.26<sup>3/4"</sup>

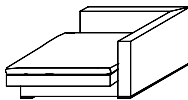


w.247/230 – d.97/80 – h.68 cm  
w.97<sup>1/4"</sup> / 90<sup>1/2"</sup> – d.38<sup>1/4"</sup> / 31<sup>1/2"</sup> – h.26<sup>3/4"</sup>



### Corner element

w.140/123 – d.123/140 – h.68 cm  
w.55<sup>1/8"</sup> / 48<sup>3/8"</sup> – d. 48<sup>3/8"</sup> / 55<sup>1/8"</sup> – h.26<sup>3/4"</sup>



### Back cushion

w.80 – h.50 cm  
w.31<sup>1/2"</sup> – h.19<sup>3/4"</sup>



w.70 – h.50 cm  
w.27<sup>1/2"</sup> – h.19<sup>3/4"</sup>

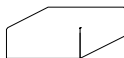


w.55 – h.50 cm  
w.21<sup>5/8"</sup> – h.19<sup>3/4"</sup>



### Pouf

w.97 – d.97 – h.45 cm  
w.38<sup>1/4"</sup> – d.38<sup>1/4"</sup> – h.17<sup>3/4"</sup>



w.60 – d.80 – h.45 cm  
w.23<sup>5/8"</sup> – d.31<sup>1/2"</sup> – h.17<sup>3/4"</sup>



### Extra cushions

50x35 cm  
19<sup>3/4"</sup> x 13<sup>3/4"</sup>



50x50 cm  
19<sup>3/4"</sup> x 19<sup>3/4"</sup>



## Use and maintenance

---

The product was designed for domestic use; never stand on structural parts. Avoid doing maintenance on components of products yourself, contacting your retailer with regard to any problem that may arise. Everyday use results in some compression of the padded parts during standard product life-span. The presence of any odours given off by the product when unpacked are not toxic and disappear when exposed to aired surroundings. When the product must be moved, keep it up off the floor to avoid damage to parts that rest on the floor.

### **Maintenance - Covers**

See covers information sheet (in the download section on the web site [www.molteni.it](http://www.molteni.it)).

### **Foot care**

For ordinary care, use a soft, dry cloth to remove dust. For greasy dirt (fingerprints), we recommend the use of standard glass-cleaning detergents containing ammonia. Once a month, treat the surfaces with metal cleaner/polish. Avoid products containing solvents and/or spirits and cloths with hard fibres (synthetic/linen) as they could ruin and/or scratch the surfaces.

### **Weekly upholstery care**

Fluff up cushions by hand, taking care to alternate the positions of the cushions used most often with the lesser used ones. To fluff cushions up, shake all sides of the cushion (sides, tops and bottoms). This should be done after removing the cushions from the structure for improved air circulation.

### **Monthly upholstery care**

Remove cushion covers and fluff up as described above. After doing this, leave the upholstered parts to air – in the open if possible – for 30 minutes before replacing the covers.

### **Disposal**

Once discarded, neither the product nor its components should be abandoned in unauthorised areas.