



The *Where* tables have a trapezium structure. The rectangular tops are available in both fixed and extendable versions, and like the round tops in various sizes, are very thick. The top surfaces in wood, glass or marble make them even more functional. The two elements of the extendable version can be used separately. The extensions disappear inside the table top thanks to a silent, invisible mechanism.



Rodolfo Dordoni Rodolfo Dordoni is polite and elegant, like his designs, which range from art direction to industrial design, from refurbishments to exhibition and showroom fittings. After graduating in Architecture at the Milan Politecnico in 1979, Dordoni started working in the world of design. He specialised in image strategy, from product to communication. He has been Art Director of firms like Artemide, for its glass collection, Cappellini, FontanaArte (for its furnishings), Foscarini and Minotti. He is also behind the shop concepts for Anteprima and Breil. Despite his passion for communication strategies, Dordoni has never stopped designing furniture and furnishing accessories for large Italian and international firms. Dordoni Architects also develops projects for homes, residential complexes, industrial and commercial spaces such as offices, shops and showrooms, restaurants, hotels, boats, as well as fittings and fair stands of different commercial areas. For Molteni&C. he has designed various collections of furniture, from the small armchairs Lyz to the table Leaf, from the container system Look to the Lean chairs. His matching element furnishing systems are particularly important: Glide is a series of sliding panels, dividing elements for separating the various areas of the home. Stack is a wardrobe with an articulated system of drawers and shelves which slide up and down vertical runners and mean that each individual can personalise wardrobe space.

■ Finishes

Structure

dark oak, grey oak, wengé, American walnut

Wooden top

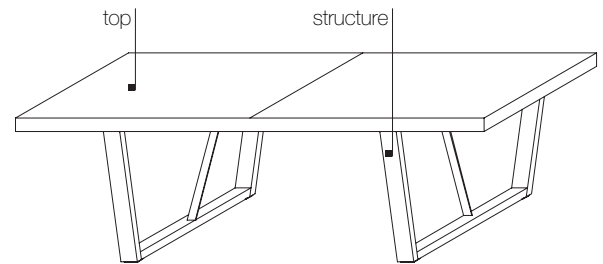
dark oak, grey oak, wengé, American walnut

Marble top

emperador dark, calacatta, absolute black

Glass top

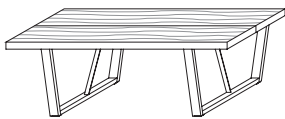
glossy lacquered glass in the Molteni range colours
etched lacquered glass in the Molteni range colours



■ Types

fixed table

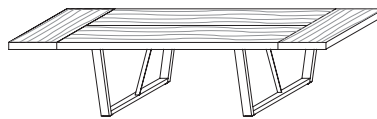
W 2200 D 1000 H 740
W 86 5/8" D 39 3/8" H 29 1/8"



WT1

extendable table

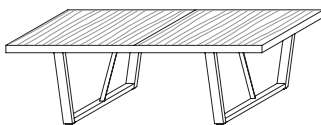
W 2200 opened 2680/3150
W 86 5/8" opened 105 1/2" - 124"
D 1000 H 740
D 39 3/8" H 29 1/8"



WT2

fixed tables

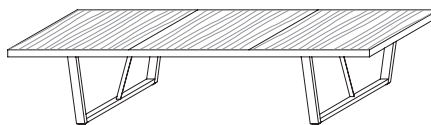
W 2400 D 1200 H 740
W 94 1/2" D 47 1/4" H 29 1/8"



WT3

W 3600 D 1200 H 740

W 141 3/4" D 47 1/4" H 29 1/8"



WT4

fixed tables

∅ 1600 H 740
∅ 63" H 29 1/8"



WT5

∅ 1800 H 740

∅ 70 7/8" H 29 1/8"



WT6