

A range of square and rectangular tables featuring an unusually shaped leg and a thin top.



reddot

red dot design award winner 2005  
"red dot: best of the best"

## Available finishes

### Top:

coloured glass

### Structure:

shiny aluminium, glossy lacquer

### Legs:

shiny aluminium, glossy lacquer

## Materials

### Structure

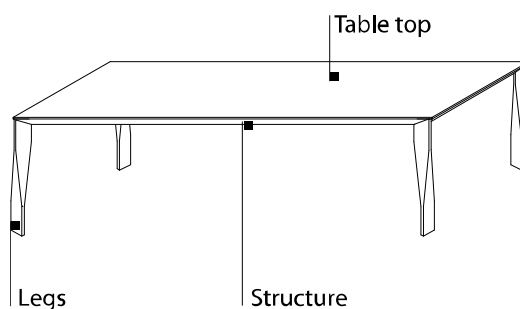
Anodised extruded aluminium.

### Glass top

Reinforced 8mm crystal, painted in colours from the Molteni range.

### Legs

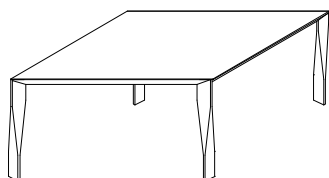
External folded part made from anodised 1mm sheet aluminium or glossy lacquer. Internal aluminium inserts and foam polyurethane. Non-slip plastic foot.



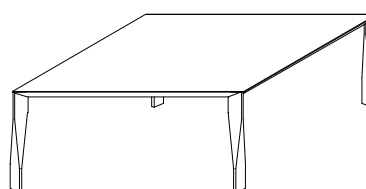
## Types

### Square tables

w. 140 – d. 140 – h. 74 cm  
w. 55<sup>1/8</sup>" – d. 55<sup>1/8</sup>" – h. 29<sup>1/8</sup>"

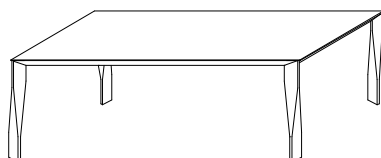


w. 160 – d. 160 – h. 74 cm  
w. 63" – d. 63" – h. 29<sup>1/8</sup>"




### Rectangular tables

w. 200 – d. 100 – h. 74 cm  
w. 78<sup>3/4</sup>" – d. 39<sup>3/8</sup>" – h. 29<sup>1/8</sup>"



w. 250 – d. 100 – h. 74 cm  
w. 98<sup>3/8</sup>" – d. 39<sup>3/8</sup>" – h. 29<sup>1/8</sup>"



## Use and maintenance

The product was designed for domestic use as a top for light weights. Tops of tables are not to be considered work tops of any kind. Do not sit or stand on the tables. Avoid doing maintenance on components of the product yourself, contacting your retailer if anything goes wrong. Keep tops from coming into contact with water or other liquids, even for brief periods of time. Borders should not be placed in the vicinity of sources of heat of over 45°C. Any odours given off by the product when unpacked are not toxic and disappear in an aired room.

### Maintenance of glass parts

It is advisable to clean these parts with alcohol diluted with water, drying immediately with a soft cloth. All these operations should be carried out with the greatest of care, to keep from scratching the surface.

### Maintenance of aluminium parts

The above instructions also apply to the aluminium parts. Never use abrasive products and take the utmost care with anything that may scratch the surface.

### Disposal

Once discarded, neither the product nor its components should be abandoned in unauthorised areas, but taken to a municipal dump.