



A range of drawers with tray-shaped top and 45° positioning of drawers and structure. The base of the units has an anodized aluminium outer trim. 707 comes in wood or matt and glossy lacquer in colours from the Molteni range. In the wood version, 707 is unique, with a continuous wood grain all around the perimeter. The drawers have invisible controlled soft-close runners.

Available finishes

Matt lacquer, glossy lacquer, wood.

Materials

Structure, fronts and top (wood)

MDF covered with veneer

Structure, fronts and top (lacquered)

MDF covered with melamine sheet painted in colours from Molteni range.

Base

Chipboard covered with melamine sheet, with outer trim in extruded anodised aluminium. Adjustable non-slip plastic feet.

Internal drawer sides

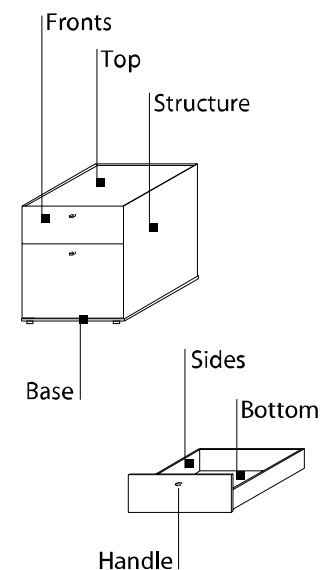
Support with central plywood support, MDF on the outside covered with melamine sheet.

Internal drawer bottom

Chipboard covered with melamine sheet.

Handle

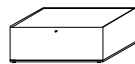
Painted metal.



Types

Bedside units

w.80 – d.50 – h.31 cm
w.31^{1/2"} – d.19^{3/4"} – h.12^{1/4"}
1 drawer h.30 cm / 11^{7/8"}
inside drawer:
w.71 – d.41 – h.20 cm
w.28" – d.16^{1/8"} – h.7^{7/8"}

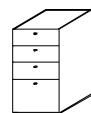


w.40 – d.50 – h.46 cm
w.15^{3/4"} – d.19^{3/4"} – h.18^{1/8"}
1 drawer h.30 cm / 11^{7/8"}
inside drawer:
w.71 – d.41 – h.20 cm
w.28" – d.16^{1/8"} – h.7^{7/8"}
1 drawer h.15 cm / 11^{7/8"}
inside drawer:
w.71 – d.41 – h.8 cm
w.28" – d.16^{1/8"} – h.3^{1/8"}

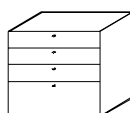


Maxi drawer units

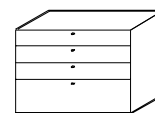
w.40 – d.50 – h.75 cm
w.15^{3/4"} – d.19^{3/4"} – h.29^{1/2"}
1 drawer h.30 cm / 11^{7/8"}
inside drawer:
w.31 – d.41 – h.20 cm
w.12^{1/4"} – d.16^{1/8"} – h.7^{7/8"}
3 drawers h.15 cm / 11^{7/8"}
inside drawers:
w.31 – d.41 – h.8 cm
w.12^{1/4"} – d.16^{1/8"} – h.3^{1/8"}



w.80 – d.50 – h.75 cm
w.31^{1/2"} – d.19^{3/4"} – h.29^{1/2"}
1 drawer h.30 cm / 11^{7/8"}
inside drawer:
w.71 – d.41 – h.20 cm
w.28" – d.16^{1/8"} – h.7^{7/8"}
3 drawers h.15 cm / 11^{7/8"}
inside drawers:
w.71 – d.41 – h.8 cm
w.28" – d.16^{1/8"} – h.3^{1/8"}



w.100 – d.50 – h.75 cm
w.31^{1/2"} – d.19^{3/4"} – h.29^{1/2"}
1 drawer h.30 cm / 11^{7/8"}
inside drawer:
w.91 – d.41 – h.20 cm
w.35^{7/8"} – d.16^{1/8"} – h.7^{7/8"}
3 drawers h.15 cm / 11^{7/8"}
inside drawers:
w.91 – d.41 – h.8 cm
w.35^{7/8"} – d.16^{1/8"} – h.3^{1/8"}



Use and maintenance

The product was designed for domestic use for lightweight objects. The upper shelf was made to support light objects and is not to be considered a work top of any kind. Do not step up on the item. Do not use open drawers as stepladders. The invisible metal drawer runners have automatic return and a safety catch to prevent them falling out. The controlled closing runners have a cushioning system that stops the drawer hitting against the structure. The drawers slide lightly and silently thanks to a system of reinforced steel bearings; the runners require no maintenance. The weight-bearing capacity of the drawers is 25kg. Never open all the drawers at the same time. Do not try to do maintenance work on components of the product yourself; contact your retailer if anything goes wrong. Never allow tops remain in contact with water or other liquids, even for brief periods. Borders should not be placed in the vicinity of sources of heat over 45°C. Any odours given off by the product when unpacked are not toxic and disappear in an aired room.

Maintenance part of wood

It is advisable to clean these parts with alcohol diluted with water, drying them immediately with a soft cloth. All these operations should be carried out with the greatest of care to avoid scratching the surface. Exposure to direct sunlight may alter the colour of the wood and lacquer. Avoid the use of product containing acetone, ammonia, chlorine and solvents, abrasive products and waxes for furniture.

Lacquer parts care

For ordinary care, use a soft, dry cloth to remove dust. For greasy dirt (fingerprints), we recommend the use of standard glass-cleaning detergents containing ammonia. Avoid products containing solvents and/or spirits and cloths with hard fibres (synthetic/linen) as they could ruin and/or scratch the surfaces.

All these operations should be carried out very carefully to avoid scratching the surface.

Exposure to direct sunlight may alter the colour of the lacquering.

For the shiny lacquer parts the above recommendations apply but remember that with time cleaning can cause scratching and reduce the shine.

Disposal

Once discarded, neither the product nor its components should be left in unauthorised areas, but rather taken to official waste disposal sites.