



Gliss 5th, by the Molteni Design Team, aims to make the wardrobe into a more personal and sensitive container, able to take on different compositions to satisfy different needs, tastes, and personalities. Its internal fittings can be moved without touching the fixture screws and make it easy to modify the wardrobe. Different models of handles give different personalities to the wardrobe without foregoing the genuine nature of a true classic. For this reason, Molteni presents *Gliss 5th* with six types of door panels to choose from (*Trim, Stripe, Square, Wave, LG4, W*), which offer a vast range of chromatic and formal solutions. Sliding or hinged: two types of openings for maximum flexibility of use and easy installation in any

space. Technologically advanced evolved hinges, with elastic and cushioned spring movements.

The interior of *Gliss 5th* is also renewed. A complete series of accessories which can be used in the "Classic" composition where design and function blend in a product which is perfect in every detail. The new bearing back panel and the equipment of the "5th" version were designed to attain the best possible use of the available inner space. In comparison with a traditional wardrobe, "5th" enables to obtain up to 30% additional space. The various elements of the equipment need simply to be inserted between the set of profiles.

Molteni Design Team

Molteni Design Team is at the technological heart of Molteni&C, and has always been at the centre of the company's research and development projects. The Centre conducts research into the avant-garde materials, mechanisms and mechanical movements which make Molteni&C products unique both for their design and for their reliability in time, two guarantees of Molteni quality. More than ten highly specialised technicians now work in the wood and the soft furnishings departments. Along with research geared towards quality mass production of Molteni designs, the Team has designed and built a series of systems, furnishings and soft furnishings, unique in their severe look and functional precision. Among these are the table *Rialto*, the series of beds *Twing*, the small armchairs *Clipper* and *Francine* and the innovative *Gliss5th*, the system which has revolutionised the traditional world of wardrobe.

■ Modularity

Width (in mm):

The widths 492 - 19^{3/8"}, 656 - 25^{7/8"}, 820 - 32^{1/4"}, 984 - 38^{3/4"}, 1312 - 51^{5/8"}, are interaxis sizes: the total width includes the final partition, th 30 mm - 1^{1/8"}.

Height (in mm):

total h. 2343 - 92^{1/4"}, door 2313 - 91", interior 2213 - 87^{1/8"}

total h. 2439 - 96", door 2409 - 94^{7/8"}, interior 2309 - 90^{7/8"}

total h. 2631 - 103^{5/8"}, door 2601 - 102^{3/8"}, interior 2501 - 98^{1/2"}

total h. 2919 - 114^{7/8"}, door 2889 - 113^{3/4"}, interior 2789 - 109^{3/4"}

WARNING: h. 2889 door limits (see specific chapters for door types)

Mounting instructions

Assembly of a wardrobe requires a minimum extra height of 5 cm - 2"; assembly of the cornermodule requires a minimum extra height of 5 cm - 2"; Assembly of a wardrobe in an alcove requires a minimum extra side space of 4 cm - 1^{5/8"}.

■ Structure finishes

Structure with "CLASSIC" back:

millerighe structure

"5th" back:

Grey or pearl

Exterior side:

millerighe structure, millerighe front, matt lacquered, glossy lacquered, wood

Front edging:

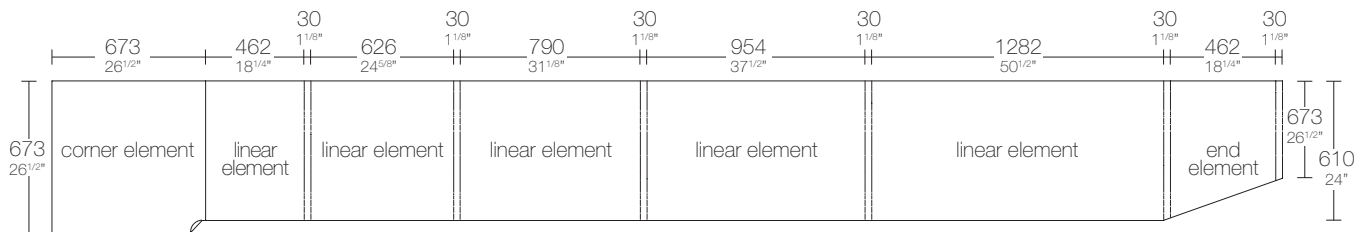
matt lacquered, glossy lacquered, wood, shiny aluminium

Masking trims:

millerighe front, matt lacquered, glossy lacquered, wood

Opening side trims:

millerighe front, matt lacquered, soft glossy, glossy lacquered, wood



■ Colours finishes

colours	matt lacquered	glossy lacquered	coloured glass	coloured etched glass
chalk white	■	■	■	■
ivory	■	■	■	■
pearl	■	■	■	■
alabaster	■	■	■	■
dune	■	■	■	■
platinum	■	■	■	■
lead	■	■	■	■
moka	■	■	■	■
black	■	■	■	■
anthracite	■	■	■	■
venetian red	■	■	■	■
bordeaux	■	■	■	■
amber	■	■	■	■
aubergine	■	■	■	■
powder rose	■	■	■	■
hazelnut	■	■	■	■

wood

american walnut

wengé

dark oak

grey oak

soft glossy

chalk white

pearl

millerighe structure

pearl

grey

natural

millerighe front

chalk white

pearl

Semitransparents glass

stopsol grey

Serigraphed glass

grey

pearl

black

■ SQUARE doors

The finish SQUARE is available in a variety of versions with applied handles. All the hinged doors have cushion-closing hinges; the sliding doors join automatically when closed and open. All doors, except for the soft glossy finished version, are made in honeycomb core wood panelling.

Height restrictions

The soft glossy doors are not available in h. 2889 - 113^{3/4"}.

Glass doors (hinged and sliding) are not available in h. 2889 - 113^{3/4"}.

Sliding doors w. 1307 are not available in h. 2889 - 113^{3/4"}.

The w. 1307 combined sliding doors are not available in h. 2889 - 113^{3/4"}.

Wooden door hinged/sliding

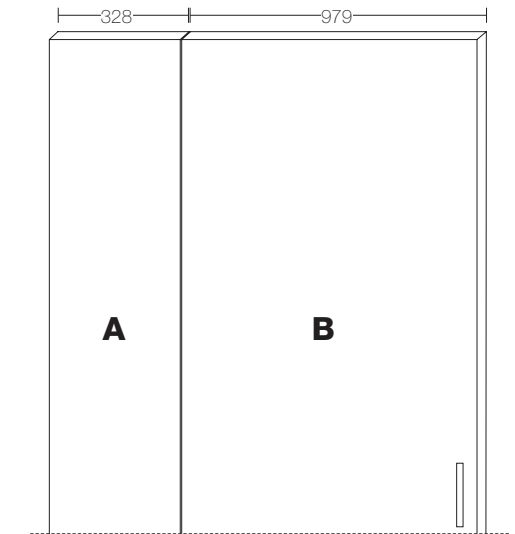
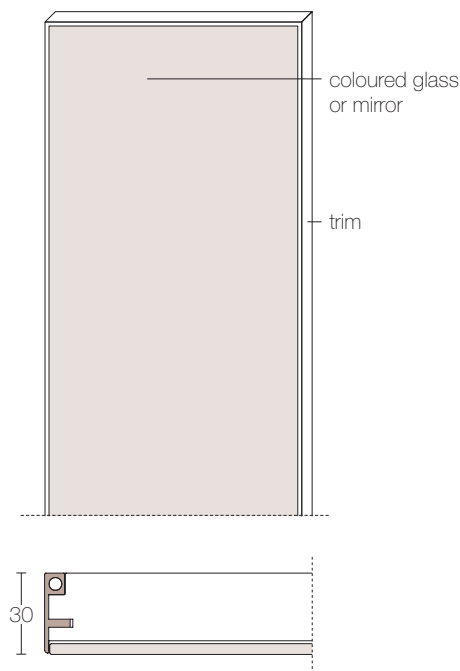

millerighe
matt lacquered
soft glossy
vertical grain wood
horizontal grain wood
glossy lacquered

Glass door hinged/sliding

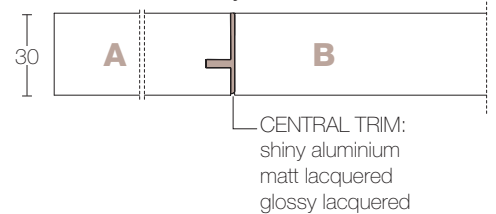
coloured glass, coloured etched glass or mirror
shiny aluminium trim
coloured glass or mirror
glossy lacquered trim
coloured glass or mirror
matt lacquer trim

Combined sliding door - w. 1307 A and B finishes

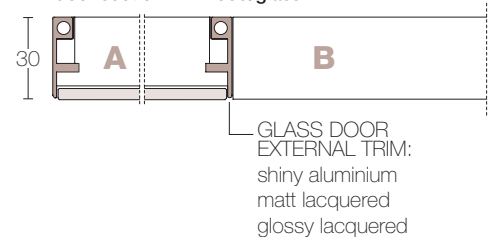
millerighe
matt lacquered
vertical grain wood
horizontal grain wood
glossy lacquered
coloured glass, coloured etched glass or mirror



door section - entirely made of wood



door section - in wood/glass



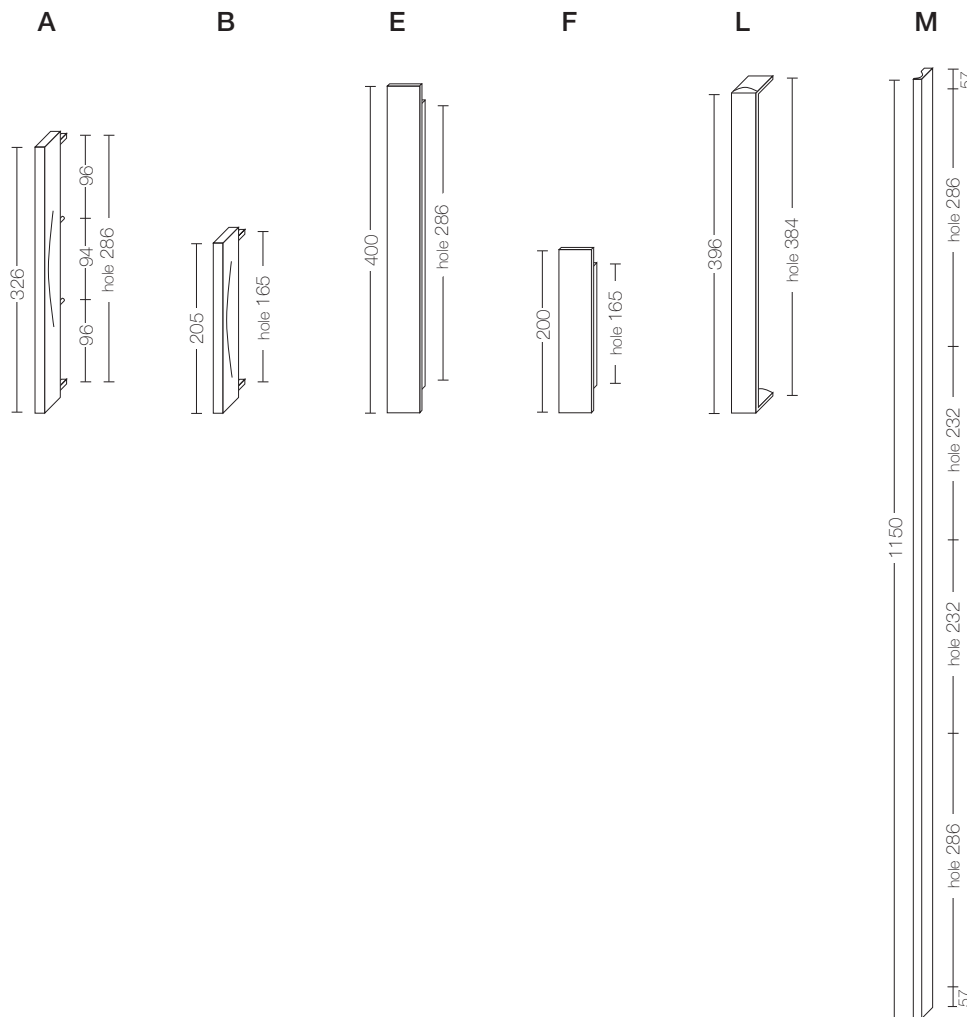
SQUARE doors finishes

	millerighe	matt lacquered	soft glossy	glossy lacquered	vertical or horizontal grain wood	coloured glass, coloured etched glass or mirror
hinged						
w. 487	■	■	■	■	■	■
w. 651	■	■	■	■	■	■
w. 979	■	■	■	■	■	■
w. 1307	■	■	■	■	■	■
end element	■	■	■	■	■	■
sliding						
w. 815	■	■		■	■	■
w. 979	■	■		■	■	■
w. 1307	■	■		■	■	■

Combinations for SQUARE combined doors

	millerighe	matt lacquered	horizontal grain wood	vertical grain wood	glossy lacquered	coloured glass, coloured etched glass or mirror
panel A						
millerighe	■	■	■	■	■	■
matt lacquered	■	■	■	■	■	■
horizontal grain wood	■	■	■	■	■	■
vertical grain wood	■	■		■	■	■
glossy lacquered	■	■	■	■	■	■
coloured glass, coloured etched glass or mirror	■	■	■	■	■	■
panel B						
millerighe	■	■	■	■	■	■
matt lacquered	■	■	■	■	■	■
horizontal grain wood	■	■	■	■	■	■
vertical grain wood	■	■		■	■	■
glossy lacquered	■	■	■	■	■	■
coloured glass, coloured etched glass or mirror	■	■	■	■	■	■

SQUARE doors handles



Handles finishes

- shiny chrome
- black chrome

handles finishes "E"

FRONT INSERT:

- shiny chrome
- black chrome
- matt lacquered
- wood
- coloured glass
- coloured etched glass

STRUCTURE:

- shiny chrome
- black chrome

■ WAVE doors

The WAVE front features a sunken handle formed (in the wooden version) by a fold in the external door surface. In the coloured glass version this detail is proposed via the insertion of glass curved in the mould. All hinged doors have cushion-closing hinges; the sliding system provides for automatic door movement when open and closed. All doors, except for the soft glossy finished version, are made in honeycomb core wood panelling.

Height restrictions

The soft glossy doors are not available in h. 2889 - 113 ^{3/4}".

Glass doors (hinged and sliding) are not available in h. 2889 - 113 ^{3/4}".

Sliding doors w. 1307 are not available in h. 2889 - 113 ^{3/4}".

The w. 1307 combined sliding doors are not available in h. 2889 - 113 ^{3/4}".

Wood door hinged/sliding

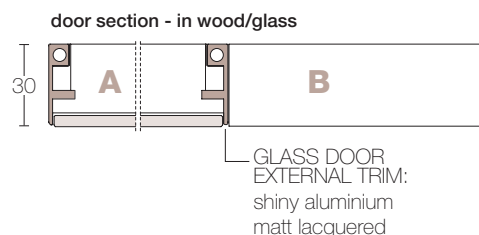
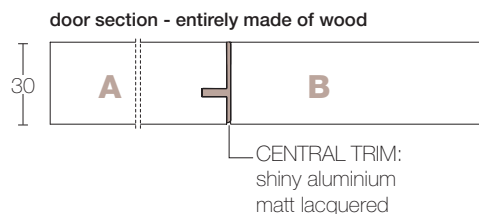
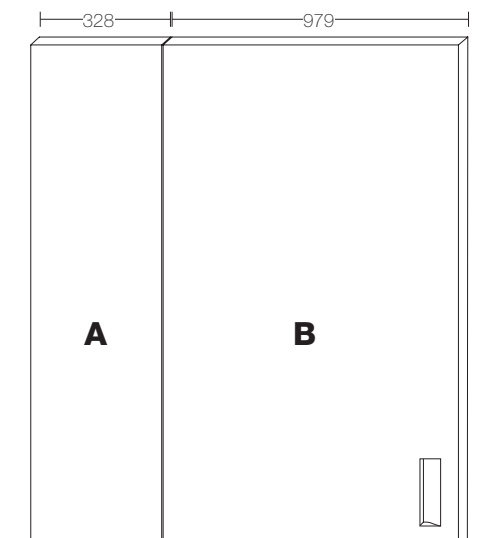
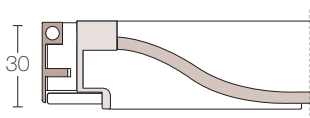
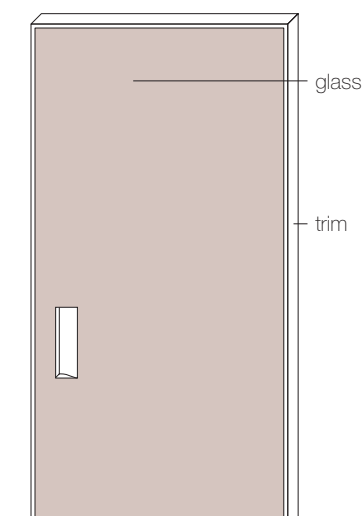
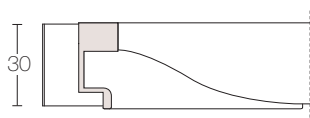
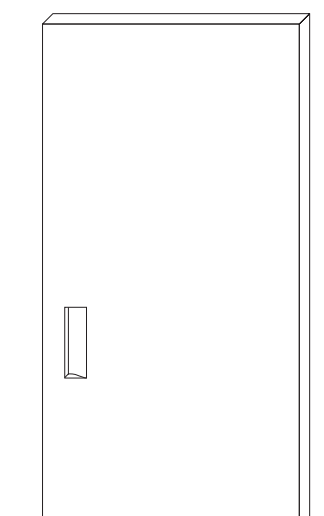
millerighe
matt lacquered
soft glossy
horizontal wood
vertical wood

Glass door hinged/sliding

coloured glass, coloured etched glass
shiny aluminium trim
coloured glass
glossy lacquered trim
coloured glass
matt lacquered trim

Combined sliding door - w. 1307 A and B finishes

millerighe
matt lacquered
horizontal wood
vertical wood
coloured glass, coloured etched glass



■ WAVE doors finishes

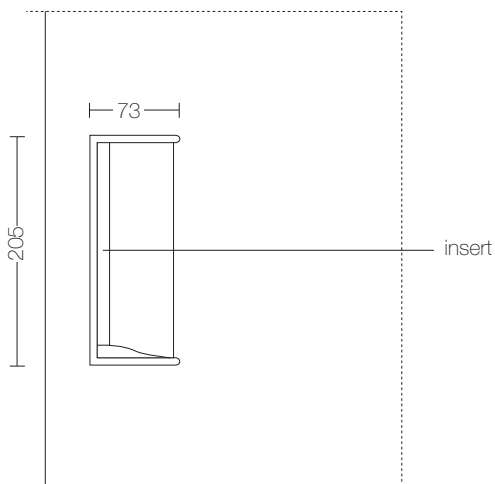
	millerighe	matt lacquered	soft glossy	horizontal grain wood	vertical grain wood	coloured glass coloured etched glass
hinged						
w. 487	■	■	■	■	■	■
w. 651	■	■	■	■	■	■
w. 979	■	■	■	■	■	■
w. 1307	■	■	■	■	■	■
end element	■	■	■	■	■	■
sliding						
w. 815	■	■		■	■	■
w. 979	■	■		■	■	■
w. 1307	■	■		■	■	■

■ Combinations for WAVE combined doors

	millerighe	matt lacquered	horizontal grain wood	vertical grain wood	coloured glass coloured etched glass
panel B					
millerighe	■	■	■	■	■
matt lacquered	■	■	■	■	■
horizontal grain wood	■	■	■		■
vertical grain wood	■	■		■	■
coloured glass coloured etched glass	■	■	■	■	■
panel A					

■ WAVE doors handle

The sunken handle is completed with an acetate insert at the grip.



Insert finishes

shiny chrome

black chrome

■ TRIM doors

The TRIM front is characterised by its full-height large handle. All hinged doors have cushion-closing hinges; the sliding system provides for automatic door movement when open and closed. All doors are made from honeycomb core wood panelling.

Height restrictions

Glass doors (hinged and sliding) are not available in h. 2889 - 113^{3/4"}.

Sliding doors w. 1307 are not available in h. 2889 - 113^{3/4"}.

The w. 1307 combined sliding doors are not available in h. 2889 - 113^{3/4"}.

Wood door hinged/sliding

PANEL FINISHES:

millerighe
matt lacquered
horizontal wood
vertical wood

LARGE HANDLE FINISHES:

shiny aluminium
matt lacquered

Glass door hinged/sliding

PANEL FINISHES:

coloured glass, coloured etched glass or mirror
trim and large handle: shiny aluminium
coloured glass or mirror
trim and large handle: matt lacquered

LARGE HANDLE AND TRIM FINISHES:

shiny aluminium
matt lacquered

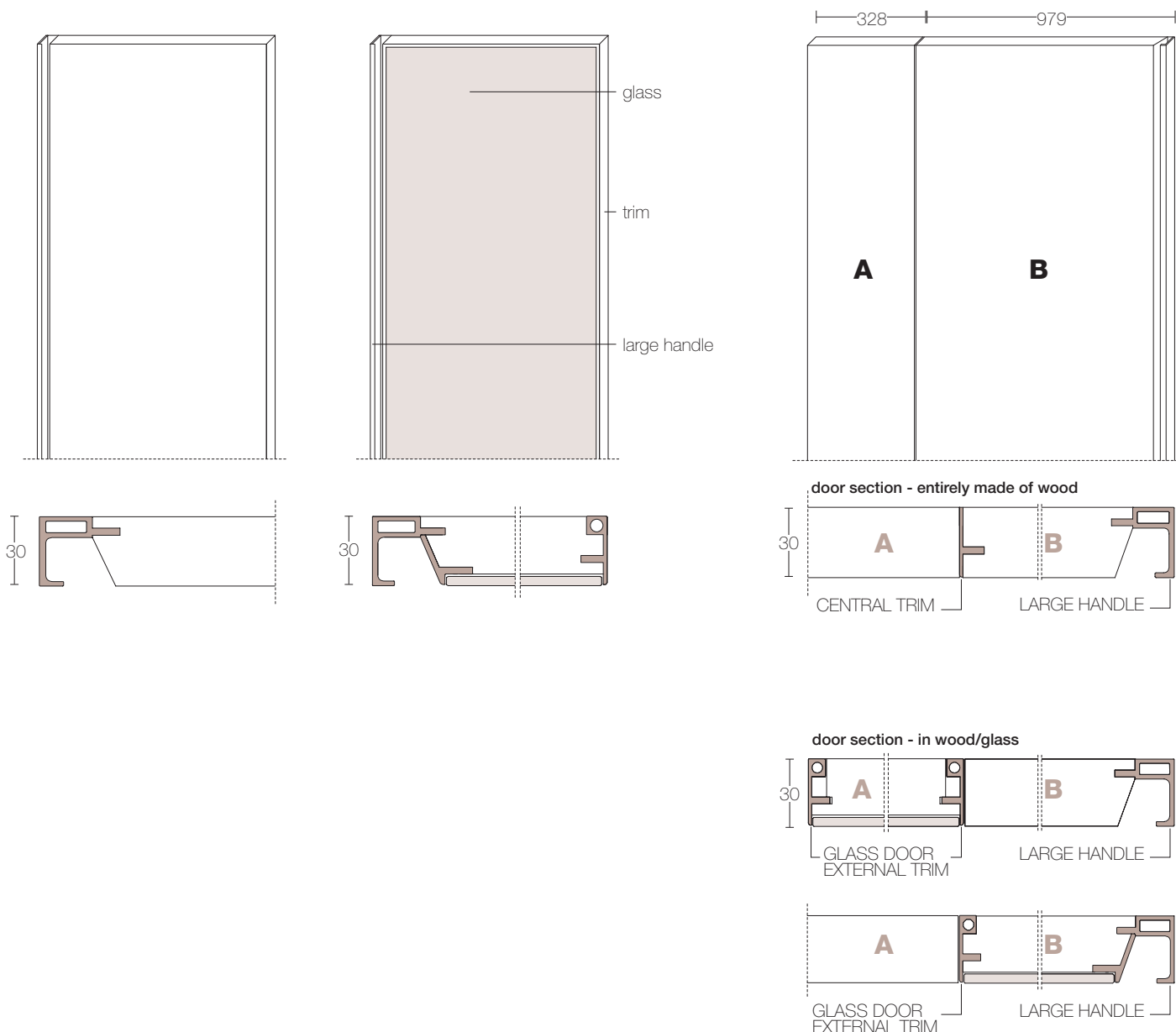
Combined sliding door - w. 1307

A and B PANELS FINISHES:

millerighe
matt lacquered
horizontal wood
vertical wood
coloured glass, coloured etched glass or mirror

LARGE HANDLE AND TRIM FINISHES:

shiny aluminium
matt lacquered



■ TRIM doors finishes

	millerighe	matt lacquered	horizontal grain wood	vertical grain wood	coloured glass, coloured etched glass or mirror
hinged					
w. 487	■	■	■	■	■
w. 651	■	■	■	■	■
w. 979	■	■	■	■	■
w. 1307	■	■	■	■	■
end element	■	■	■	■	■
sliding					
w. 815	■	■	■	■	■
w. 979	■	■	■	■	■
w. 1307	■	■	■	■	■

■ Combinations for TRIM combined doors


	millerighe	matt lacquered	horizontal grain wood	vertical grain wood	coloured glass, coloured etched glass or mirror
panel A					
millerighe	■	■	■	■	■
matt lacquered	■	■	■	■	■
horizontal grain wood	■	■	■		■
vertical grain wood	■	■		■	■
coloured glass, coloured etched glass or mirror	■	■	■	■	■
panel B					

■ Anta W

All the hinged doors have cushion-closing hinges. The sliding doors join automatically when closed and open. All hinged doors are made in honeycomb core wood panelling. The sliding door "W" consists of a interior structural frame which can be adjusted and which takes the glass panels, the central panel, and the perimeter edging.

Height restrictions

"W" sliding doors are not available in h. 2889 - 113 3/4"



Wood door - hinged
w. 487/651/979/1307/end element
w. 19 1/8" / 25 5/8" / 38 1/2" / 51 1/2" / end element

PANEL FINISHES:

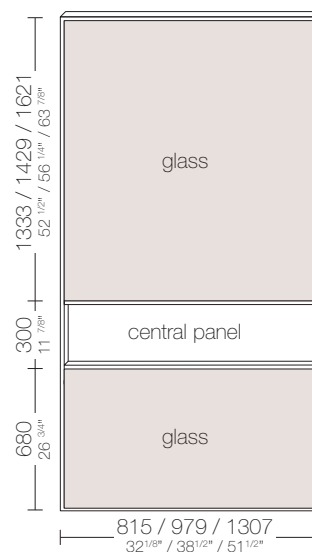
matt lacquered

horizontal wood

TRIM FINISHES:

shiny aluminium

matt lacquered



Glass door - sliding
w. 815/979/1307
w. 32 1/8" / 38 1/2" / 51 1/2" / end element

UPPER AND LOWER PANEL FINISHES:

stopsol grey

coloured glass

coloured etched glass

CENTRAL PANEL FINISHES:

matt lacquered

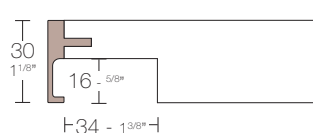
horizontal wood

steel

TRIM FINISHES:

shiny aluminium

matt lacquered




■ STRIPE doors

Because of its special construction the STRIPE front allows you to personalize Gliss 5th, combining doors with different sized handles. The handle is created in the panel, with the application of an aluminium insert on the bottom. STRIPE doors are made using a special honeycomb core wood panelling which allows the characteristic handle to be obtained. In double hinged doors the left door can have no handle.

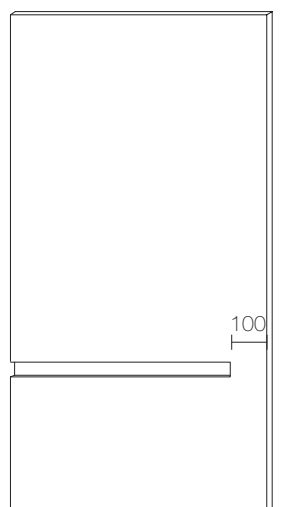
Heights restrictions

STRIPE doors are not available in h. 2889 - 113 3/4".


Short handle
hinged door



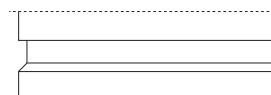
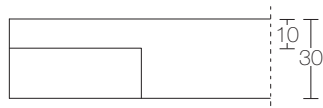

Long handle
hinged door



Long handle
sliding door



Through handle
hinged / sliding door



Detail handle
Insert in aluminium on bottom
available in **finish:**
shiny chrome
glossy lacquered

■ STRIPE doors finishes

	matt lacquered	glossy lacquered	vertical grain wood
hinged			
w. 487	■	■	■
w. 651	■	■	■
w. 979	■	■	■
w. 1307	■	■	■
end element	■	■	■
sliding			
w. 815	■	■	■
w. 979	■	■	■
w. 1307	■		■

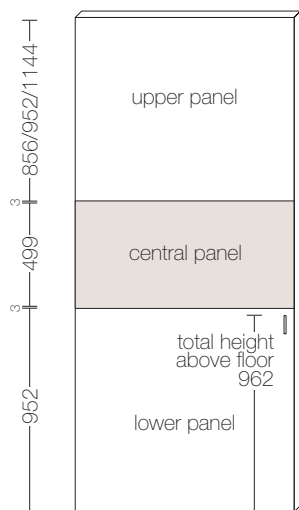
■ L-G4 sliding doors

The L-G4 door has an aluminium frame covered with front panels. The height of the bottom and central panels is fixed. The height of the top panel varies according to the wardrobe height:

h. 856 - wardrobe h. 2343 h. 952 - wardrobe h. 2439 h. 1144 - wardrobe h. 2631

Height restrictions

L-G4 doors are not available in h. 2889.



Door w. 1307/1471/1635/1963

UPPER AND LOWER
PANEL FINISHES:

matt lacquered
horizontal wood

CENTRAL PANEL
FINISHES:

matt lacquered
horizontal wood
coloured glass
coloured etched glass
mirror
fabric/leather

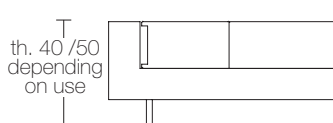


L-G4 handle

THE L-G4 DOOR ALWAYS
HAS L-G4 HANDLE

L-G4 handle finishes

shiny chrome
black chrome



■ Hinged/sliding mixed wardrobe - samples composition

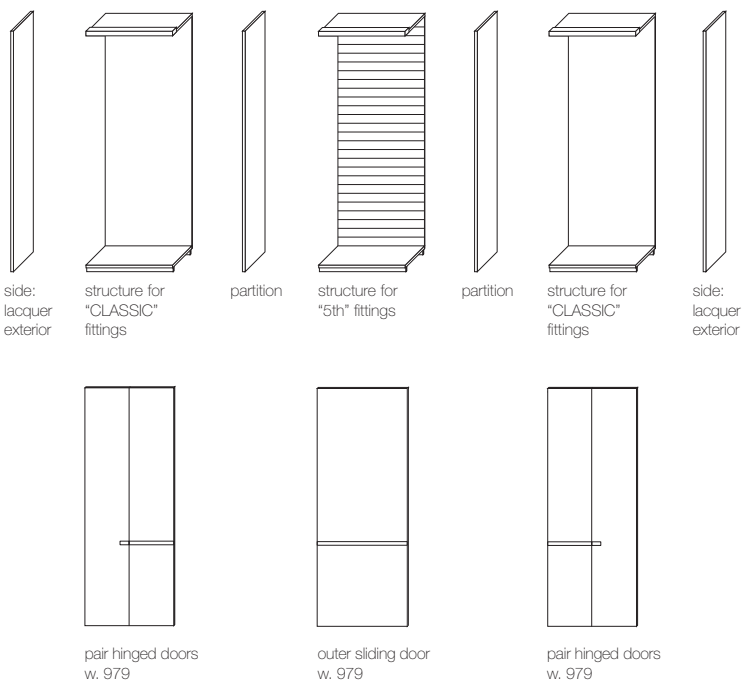
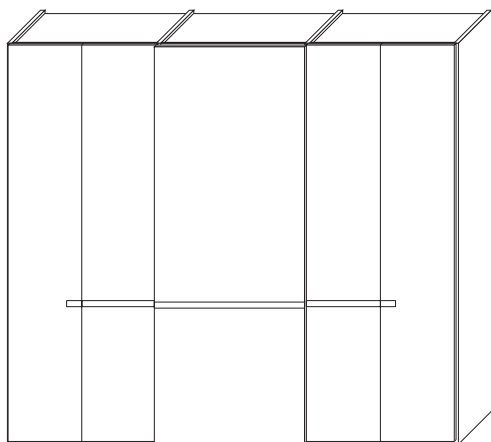
STRIPE wardrobe

Size h. 2439 w. 2982 (3 modules)

Stripe door: matt lacquered

Side exterior: matt lacquered

Interior structure: millerighe



L-G4 + Wave wardrobe

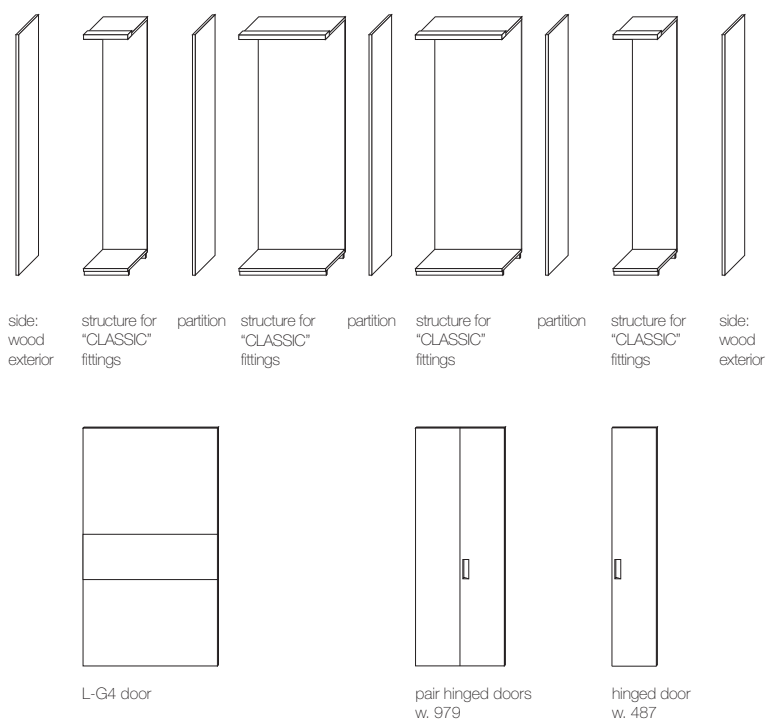
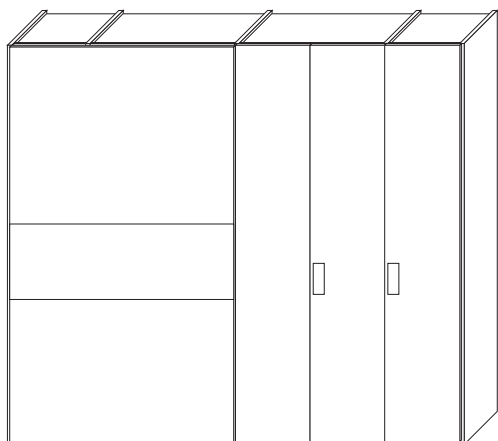
Size h. 2439 w. 2982 (4 modules)

L-G4 door: upper and lower panel wood, central panel coloured glass

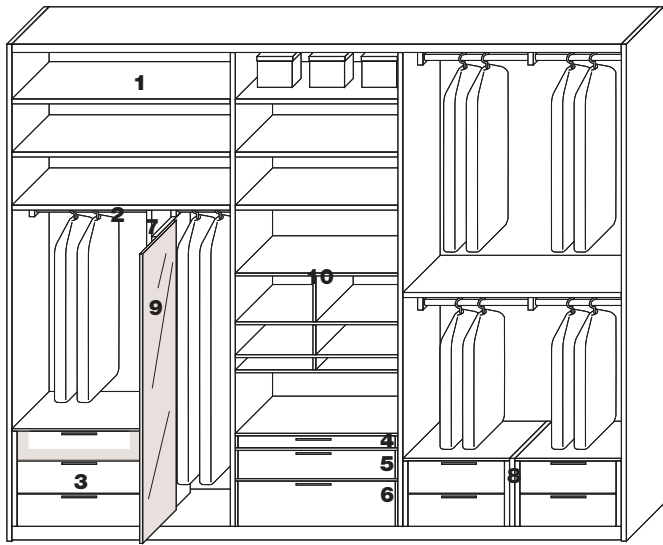
WAVE door: horizontal grain wood

Side exterior: wood

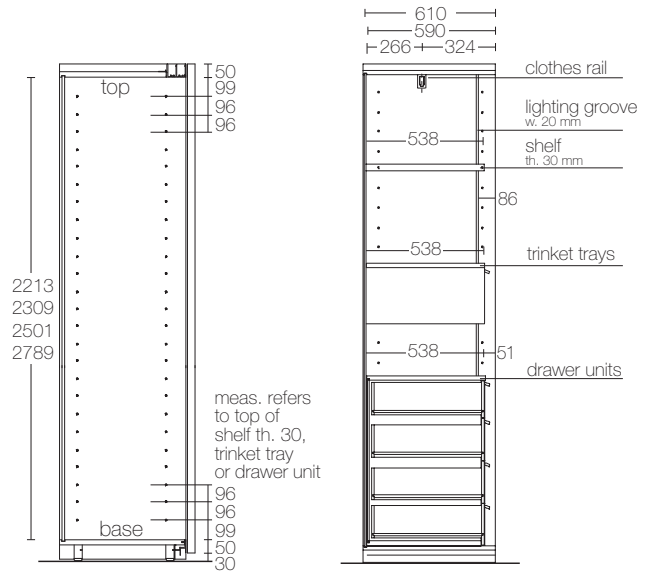
Internal structure: millerighe



■ "CLASSIC" fittings - sample composition

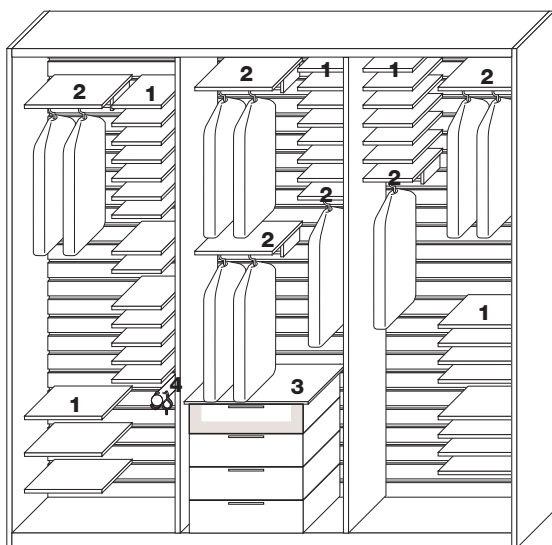


- 1** Shelf th. 30 mm
- 2** Clothes rail
- 3** Drawer unit with wood or glass front
- 4** Trinket trays h. 88 mm (96 intervals)
- 5** Trinket trays h. 184 mm (192 intervals)
- 6** Trinket trays h. 280 mm (288 intervals)
- 7** Central divider piece, th. mm 30
- 8** Drawer unit joining piece, th. mm 30
- 9** Pull-out mirror
- 10** Modular grid with shirt and sweater holders



■ "5th" fittings - sample composition

The "5th" fittings were design to overcome the limitations of traditional fittings. With this system you can freely alter the organization of the internal wardrobe spaces throughout their lifetime. The distribution of the spaces is not restricted in height or width by fixing to the sides or partitions of the compartment, and the shelves, clothes rails and trays can be moved without the aid of tools.



- 1** shelves th. mm 18
- 2** Clothes rail (including compulsory shelf th. 18)
- 3** Drawer unit with wood or glass front
- 4** Multipurpose sliding rail

