



A collection which speaks of the world. The passions, desires and dreams of its designers, of its owners. Some are fleeting, some last a lifetime. But whatever the case, a furniture collection brings a style to life and turns space into a place, a place which is lasting. This is true for Wood, Rodolfo Dordoni's new collection for the living area.

The table **Where**, the chair **Who** and the sideboards **What** combine to create a new, harmonic domestic homescape. Simple lines, austere design and natural materials such as wood, marble and lacquer are brought together in a style without precedent to create a timeless collection.

Where

A range of fixed and extendable tables available in different woods or with glass and marble tops.

Finishes

Top: wood, coloured glass, marble

Structure: wood

Types

Rectangular tables

Wood top

Fixed

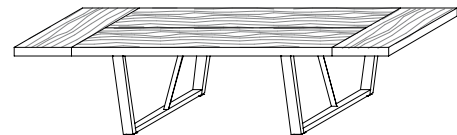
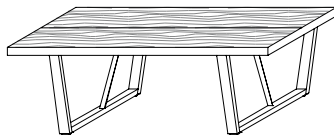
w. 220 – d. 100 – h. 74 cm
w. 86 ⁵/₈" – d. 39 ³/₈" – h. 29 ¹/₈"

Extending

d. 100 – h. 74 cm / d. 39 ³/₈" – h. 29 ¹/₈"
closed w. 220 cm / 86 ⁵/₈"
one side open w. 268 cm / 105 ¹/₂"
fully open w. 315 cm / 124"



Direction veining wood



Rectangular tables

All finishes top

Fixed

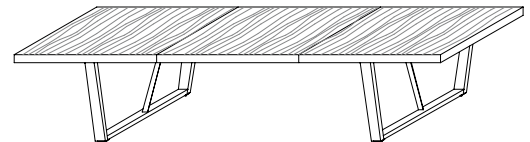
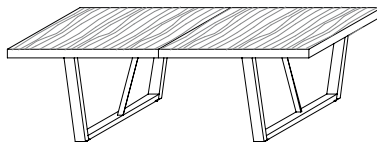
w. 240 – d. 120 – h. 74 cm
w. 94 ¹/₂" – d. 47 ¹/₄" – h. 29 ¹/₈"

Fixed

w. 360 – d. 120 – h. 74 cm
w. 141 ³/₄" – d. 47 ¹/₄" – h. 29 ¹/₈"



Direction veining wood



Tavoli rotondi

piano in tutte le finiture

Fixed



Ø 160 – h. 74 cm
Ø 63" – h. 29 ¹/₈"

Fixed

Ø 180 – h. 74 cm
Ø 70 ⁷/₈" – h. 29 ¹/₈"



Direction veining wood



What

The What storage units system is complete: elements can be set on the floor or hung on the wall. The thin frame is always in wood, and matches the glossy lacquered frontal panels finished in soft, sophisticated colours or in smoked glass. A sturdy wood handle, in the same wood as the frame, accents the design.

Finishes

Structure, handle: wood

Wood door: glossy lacquer colours

Glass door: smoked glass

Feet: shiny chrome

Types

Storage units
with option of internal drawer

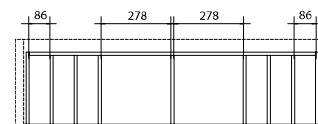
w. 1332 – d. 430 – h. 1440 mm
w. 52 1/2" – d. 16 7/8" – h. 56 3/4"
Feet h. 50 mm / 2"

w. 1332 – d. 430 – h. 1440 mm
w. 52 1/2" – d. 16 7/8" – h. 56 3/4"
Feet h. 50 mm / 2"

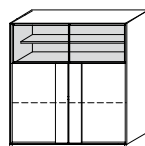
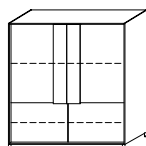
Internal drawer unit includes
upper shelf
h. 158 mm / 6 1/4"



Drawers divisible internally
w. 1160 – d. 278 – h. 75 mm
w. 45 5/8" – d. 11" – h. 3"



The internal wood shelf in the compartment with doors with handles can be replaced by an internal drawer unit

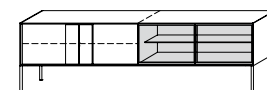
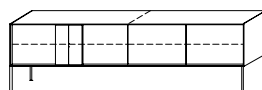
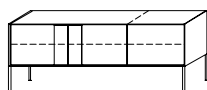


Storage units

w. 1984 – p. 430 – h. 781 mm
w. 78 1/8" – p. 16 7/8" – h. 30 3/4"
Feet h. 300 mm / 11 3/4"

w. 2636 – d. 430 – h. 781 mm
w. 103 3/4" – d. 16 7/8" – h. 30 3/4"
Feet h. 300 mm / 11 3/4"

w. 2636 – d. 430 – h. 781 mm
w. 103 3/4" – d. 16 7/8" – h. 30 3/4"
Feet h. 300 mm / 11 3/4"

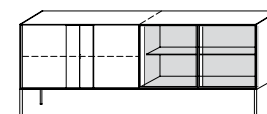
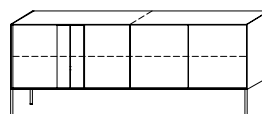
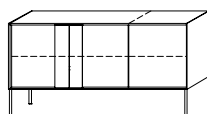


Storage units

w. 1984 – d. 530 – h. 931 mm
w. 78 1/8" – d. 20 7/8" – h. 36 5/8"
Feet h. 300 mm / 11 3/4"

w. 2636 – d. 530 – h. 931 mm
w. 103 3/4" – d. 20 7/8" – h. 36 5/8"
Feet h. 300 mm / 11 3/4"

w. 2636 – d. 530 – h. 931 mm
w. 103 3/4" – d. 20 7/8" – h. 36 5/8"
Feet h. 300 mm / 11 3/4"

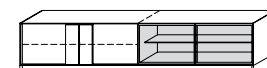
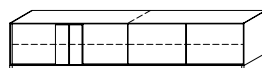
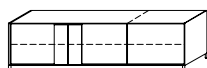


Storage units

w. 1984 – d. 430 – h. 531 mm
w. 78 1/8" – d. 16 7/8" – h. 20 7/8"
Feet h. 50 mm / 2"

w. 2636 – d. 430 – h. 531 mm
w. 103 3/4" – d. 16 7/8" – h. 20 7/8"
Feet h. 50 mm / 2"

w. 2636 – d. 430 – h. 531 mm
w. 103 3/4" – d. 16 7/8" – h. 20 7/8"
Feet h. 50 mm / 2"

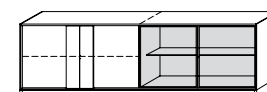
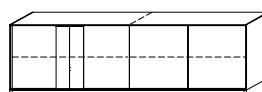
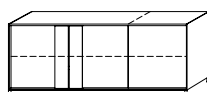


Storage units

w. 1984 – d. 530 – h. 681 mm
w. 78 1/8" – d. 20 7/8" – h. 26 3/4"
Feet h. 50 mm / 2"

w. 2636 – d. 530 – h. 681 mm
w. 103 3/4" – d. 20 7/8" – h. 26 3/4"
Feet h. 50 mm / 2"

w. 2636 – d. 530 – h. 681 mm
w. 103 3/4" – d. 20 7/8" – h. 26 3/4"
Feet h. 50 mm / 2"

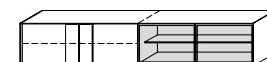
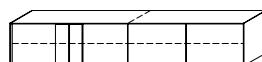
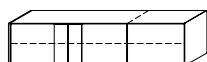


Suspended storage units

w. 1984 – d. 430 – h. 481 mm
w. 78 1/8" – d. 16 7/8" – h. 18 7/8"

w. 2636 – d. 430 – h. 481 mm
w. 103 3/4" – d. 16 7/8" – h. 18 7/8"

w. 2636 – d. 430 – h. 481 mm
w. 103 3/4" – d. 16 7/8" – h. 18 7/8"



Who

A new shape for the Who chair, frame in wood, and suspended seat, in wood or covered in leather on the front.

Finishes

Structure: wood

Seat: wood, leather

Types

Chair with structure and seat in wood

w. 45 – d. 57 – h. 85 cm

w. 17 ^{3/4"} – d. 22 ^{1/2"} – h. 33 ^{1/2"}

Seat h. 45 cm / 17 ^{3/4"} from ground



Chair with wood structure and leather seat

w. 45 – d. 57 – h. 85 cm

w. 17 ^{3/4"} – d. 22 ^{1/2"} – h. 33 ^{1/2"}

Seat h. 45 cm / 17 ^{3/4"} from ground



Use and maintenance

The product was designed for domestic use for light weights. Tops are made to hold light weights and are not to be used as work tops of any kind. Wall mounting of furniture pieces should be done only after the buyer has checked the resistance of the materials that make up the wall. The stability and capacity of units fixed to the wall are to be considered under guarantee only if correctly assembled and manufacturer's instructions have been followed. Do not climb up on furniture. Do not hang from or lean against the doors. Lacquered parts may leave traces of colour on the cloth: this is not a defect and disappears once the paint deposited on the surface during drying has been eliminated. Avoid impacts of all kinds against the parts in plate glass. Avoid doing maintenance on components of the product yourself, contacting your retailer if anything goes wrong. Keep tops from coming into contact with water or other liquids, even for brief periods of time. Borders should be placed in the vicinity of sources of heat over 45°C. Any odours given off by the product when unpacked are not toxic and disappear when exposed to aired surroundings.

Maintenance of parts in wood

It is advisable to clean these parts with alcohol diluted with water, drying immediately with a soft cloth. All these operations should be carried out with the greatest of care to avoid scratching the surface. Exposure to direct sunlight may alter the colour of the wood. Avoid the use of products containing acetone, ammonia, chlorine and solvents, abrasive products and wax for furniture.

Maintenance of lacquered, glass and metal parts

For ordinary care, use a soft, dry cloth to remove dust. For greasy dirt (fingerprints), we recommend the use of standard glass-cleaning detergents containing ammonia. Avoid products containing solvents and/or spirits and cloths with hard fibres (synthetic/linen) as they could ruin and/or scratch the surfaces. All these operations should be carried out very carefully to avoid scratching the surface. Exposure to direct sunlight may alter the colour of the lacquering.

Maintenance of marble top

As regards normal maintenance, dust and dry residues, use a soft cloth. For stubborn dry dirt (dust which has penetrated into the porosity of the granite) it is advisable to use a close-knitted or a spongy cloth, slightly dampened with warm water and well wrung out. Clean by following the vein of the surface without applying too much pressure. As for both greasy and oily marks (fingerprints) it is recommended to treat the surfaces with a small sponge dampened with water and washing-up liquid. Afterwards go over the surfaces once again as described above. Products which contain solvents and/or methylated spirits as well as cloths with rigid fibres (linen and synthetic fibres) are to be avoided as these may ruin the varnish. Given the kind of treatment it is important to immediately remove stains following the above described procedures.

Disposal

Once discarded, neither the product nor its components should be abandoned in unauthorised areas.