



A range of sofas featuring an aerial structure resting on curved steel pieces. The slender support structure in moulded, foam-covered metal has soft feather cushions. The covers are fully removable. The Still range is completed with a series of small tables in different shapes and sizes distinguished by their granite tops.

## Available finishes

Fabric, leather, Alcantara®

## Materials

### Loadbearing structure

Metal frame with elastic straps.

### Loadbearing structure padding

Flameproof flexible moulded polyurethane foam (class 11M), fine velvet cover.

### Arm

Metal frame with polyester fibre and sterilized feather padding. 100% cotton cover.

### Seat cushions

Shaped polyurethane insert and sterilized feathers. 100% cotton cover.

### Back cushions

Sterilized feathers. 100% cotton cover.

### Feet

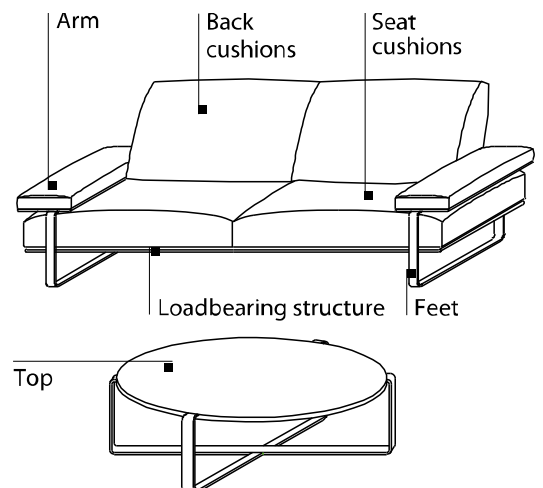
Curved steel, available in the finishes shiny chrome or brushed silver.

### Outer covers

Removable

### Small table top

Made in absolute black, silk-finished granite.



## Types

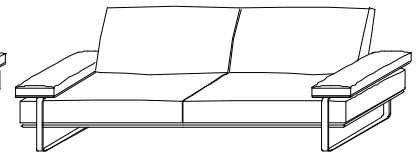
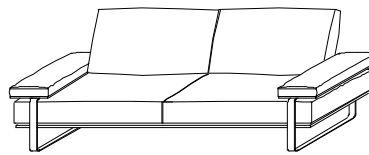
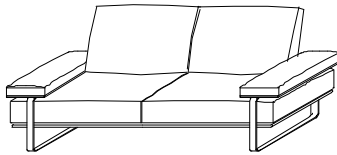
### Sofas

w. 220 – d. 95 – h. 86 cm  
w. 86<sup>5/8"</sup> – d. 37<sup>3/8"</sup> – h. 33<sup>7/8"</sup>

w. 250 – d. 95 – h. 86 cm  
w. 98<sup>3/8"</sup> – d. 37<sup>3/8"</sup> – h. 33<sup>7/8"</sup>

w. 270 – d. 95 – h. 86 cm  
w. 106<sup>1/4"</sup> – d. 37<sup>3/8"</sup> – h. 33<sup>7/8"</sup>

seat  
h. 43 cm / 16<sup>7/8"</sup>  
armrest  
h. 53 cm / 20<sup>7/8"</sup>  
from floor



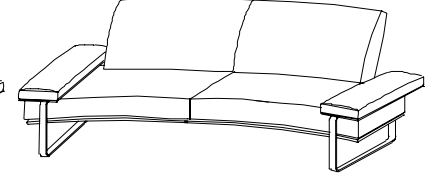

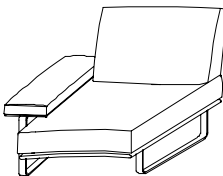
### Chaise longue Curved settees

w. 118 – d. 130 – h. 86 cm  
w. 46<sup>1/2"</sup> – d. 51<sup>1/8"</sup> – h. 33<sup>7/8"</sup>

w. 250 – d. 95/105 – h. 86 cm  
w. 98<sup>3/8"</sup> – d. 37<sup>3/8"</sup>/41<sup>3/8"</sup> – h. 33<sup>7/8"</sup>

w. 270 – d. 95/105 – h. 86 cm  
w. 106<sup>1/4"</sup> – d. 37<sup>3/8"</sup>/41<sup>3/8"</sup> – h. 33<sup>7/8"</sup>

seat  
h. 43 cm / 16<sup>7/8"</sup>  
armrest  
h. 53 cm / 20<sup>7/8"</sup>  
from floor

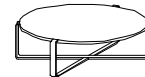
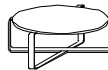
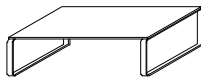


### Tables

w. 130 – d. 94 – h. 36 cm  
w. 51<sup>1/8"</sup> – d. 37" – h. 14<sup>1/8"</sup>

w. 94 – h. 36 cm / w. 37" – h. 14<sup>1/8"</sup>  
Top Ø 90 cm / 35<sup>3/8"</sup>

w. 124 – h. 36 cm / w. 48<sup>7/8"</sup> – h. 14<sup>1/8"</sup>  
Top Ø 120 cm / 47<sup>1/4"</sup>



## Use and maintenance

The product was designed for domestic use only; never stand on structural parts. Avoid doing maintenance on components of products yourself, contacting your retailer with regard to any problem that may arise. Everyday use results in some compression of the padded parts during standard product life-span. Any odours given off by the product when unpacked are not toxic does and disappear when exposed to aired surroundings. When the product must be moved, keep it up off the floor to avoid damage to parts that rest on the floor.

### Foot care

For ordinary care, use a soft, dry cloth to remove dust. For greasy dirt (fingerprints), we recommend the use of standard glass-cleaning detergents containing ammonia. Once a month, treat the surfaces with metal cleaner/polish. Avoid products containing solvents and/or spirits and cloths with hard fibres (synthetic/linen) as they could ruin and/or scratch the surfaces.

### Maintenance - Covers

See covers information sheet.

### Weekly upholstery care

Fluff up cushions by hand, taking care to alternate where possible the positions of the cushions used most often with the lesser used ones. To fluff cushions up, shake all sides of the cushion (sides, tops and bottoms). This should be done after removing the cushions from the structure for improved air circulation.

### Monthly upholstery care

Remove cushion covers and fluff up as described above. After doing this, leave the upholstered parts to air – in the open if possible – for 30 minutes before replacing the covers.

### Maintenance of granite tabletops

As regards normal maintenance, dust and dry residues, use a soft cloth. For stubborn dry dirt (dust which has penetrated into the porosity of the granite) it is advisable to use a close-knitted or a spongy cloth, slightly dampened with warm water and well wrung out. Clean by following the vein of the surface without applying too much pressure. As for both greasy and oily marks (fingerprints) it is recommended to treat the surfaces with a small sponge dampened with water and washing-up liquid.

Afterwards go over the surfaces once again as described above. Products which contain solvents and/or methylated spirits as well as cloth with rigid fibres (linen and synthetic fibres) are to be avoided as these may ruin the varnish.

### Disposal

Once discarded, neither the product nor its components should be abandoned in unauthorised areas.