



A range of tables with wooden tops, available in fixed rectangular or extending versions. Light in weight, the tables stand on legs joined to the table by numerous tiny wooden cylinders. The table tops come in various woods, which can be combined with legs in the same finish.

Available finishes

Wood

Materials

Legs

Poplar plywood covered with external chipboard faced with veneer. Spacers in wengé-stained beechwood. Plastic feet with felt inserts.

Table tops

Chipboard panel covered with veneer.

Segments of tables

Aluminium extrusion covered with veneer.

Segment for extension

Phenolic stratified panel, covered with veneer.

Plate

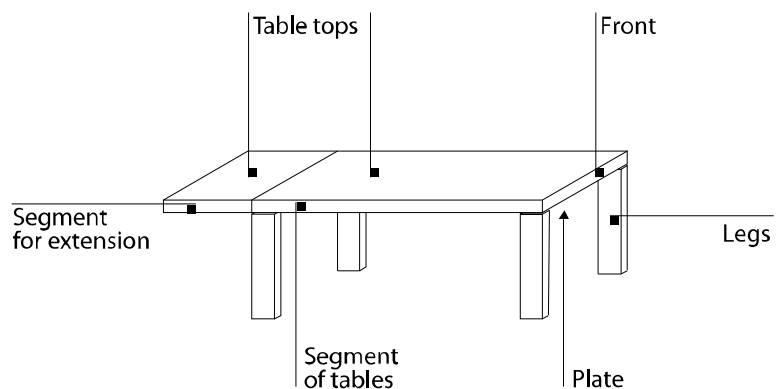
Painted iron.

Undertop (extending version)

Birch plywood panel.

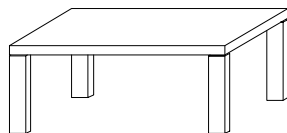
Front

In Abura heartwood covered with veneer.

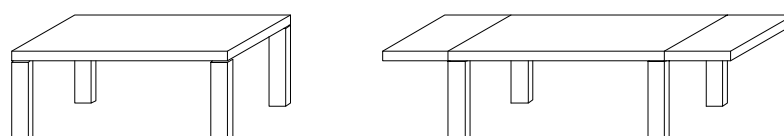


Types

Fixed table w. 180 – d. 100 – h. 74 cm / w. 70^{7/8}" – d. 39^{3/8}" – h. 29^{1/8}"



Extending table w. 180 – d. 100 – h. 74 cm / w. 70^{7/8}" – d. 39^{3/8}" – h. 29^{1/8}"
 One side open: w. 235 – d. 100 – h. 74 cm / w. 92^{1/2}" – d. 39^{3/8}" – h. 29^{1/8}"
 Fully open: w. 290 – d. 100 – h. 74 cm / w. 114^{1/8}" – d. 39^{3/8}" – h. 29^{1/8}"



Use and maintenance

The product was designed for domestic use as a top for light weights. Tops of tables are not to be considered work tops of any kind. Do not climb up on tables. In the extension configuration do not load up the ends of the table with weights that can cause damage or overturning. Avoid doing maintenance on components of the product yourself, contacting your retailer if anything goes wrong. Keep tops from coming into contact with water or other liquids, even for brief periods of time. Borders should not be placed in the vicinity of sources of heat of over 45°C. Any odours given off by the product when unpacked are not toxic and disappear when exposed to an aired environment.

Extension operations

The table can be extended on one or both sides by pulling the drawer out, opening the segments and raising the extension. When these operations have been carried out, place the extension next to the table top. It is necessary during these operations to be extremely careful to avoid harming either the hands or parts of the table. To bring the table back into its original position, repeat the operations in reverse order.

Maintenance wooden parts

It is advisable to clean these parts with alcohol diluted with water, drying them immediately with a soft cloth. All these operations should be carried out with the greatest of care to avoid scratching the surface. Avoid the use of products containing acetone, ammonia, chlorine and solvents, abrasive products and waxes for furniture. Exposure to direct sunlight may alter the colour of the wood.

Disposal

Once discarded, neither the product nor its components should be abandoned in unauthorised areas but taken to a municipal dump.