



Armchair and settees in classical, balanced proportions combine soft and comfortable seating with a strictly modern attention to detail. Lido is available with fibre or feather seating.

Available finishes

Fabric, leather

Materials

Structure interiors

Frame made of solid Fir wood and chipboard, with elastic straps.

Structure padding

High capacity variable density polyurethane foam. Light velvet cover.

Seat cushions (fibre)

Shaped polyurethane and polyester fibre insert. 100% cotton cover.

Seat cushions (feather)

Shaped polyurethane and sterilized feather insert. 100% cotton cover.

Back cushions

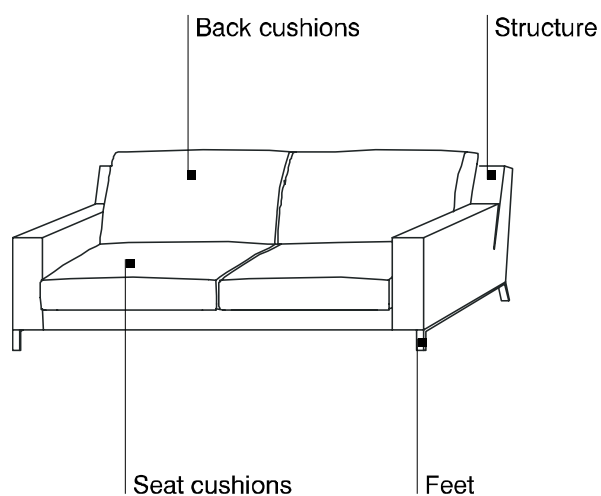
Polyester fibre and sterilized feathers. 100% cotton cover.

Feet

Shiny metal with non-slip plastic tips.


Outer covers

Removable




Types

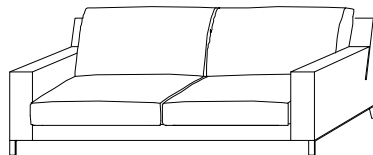
Armchair w. 85 – d. 85 – h. 80 cm
w. 33^{1/2}" – d. 33^{1/2}" – h. 31^{1/2}"




Sofas w. 180 – d. 95 – h. 85 cm
w. 70^{7/8}" – d. 37^{3/8}" – h. 33^{1/2}"



w. 210 – d. 95 – h. 85 cm
w. 82^{3/4}" – d. 37^{3/8}" – h. 33^{1/2}"



w. 250 – d. 95 – h. 85 cm
w. 98^{3/8}" – d. 37^{3/8}" – h. 33^{1/2}"



Use and maintenance

The product was designed for domestic use; never stand on structural parts. Avoid doing maintenance on components of products yourself, contacting your retailer with regard to any problem that may arise. Everyday use results in some compression of the padded parts during standard product life-span. Any odours given off by the product when unpacked are not toxic and disappear when exposed to aired surroundings. When the product must be moved, keep it up off the floor to avoid damage to parts that rest on the floor.

Maintenance - Covers

See covers information sheet (in the download section on the web site www.molteni.it).

Foot care

For ordinary care, use a soft, dry cloth to remove dust. For greasy dirt (fingerprints), we recommend the use of standard glass-cleaning detergents containing ammonia. Once a month, treat the surfaces with metal cleaner/polish. Avoid products containing solvents and/or spirits and cloths with hard fibres (synthetic/linen) as they could ruin and/or scratch the surfaces.

Weekly upholstery care

Fluff up cushions by hand, taking care to alternate the positions of the cushions used most often with the lesser used ones. To fluff cushions up, shake all sides of the cushion (sides, tops and bottoms). This should be done after removing the cushions from the structure for improved air circulation.

Monthly upholstery care

Remove cushion covers and fluff up as described above. After doing this, leave the upholstered parts to air –in the open if possible– for 30 minutes before replacing the covers.

Disposal

Once discarded, neither the product nor its components should be dumped in unauthorised areas.