



A bookcase consisting of a support top, fixed to the wall, at the top of which are hooked metal uprights with graduated notches at several heights.

The shelves supported by invisible hooks are positioned level with the notches.

The top and shelves have an anodised aluminium finish with plywood edge.

Available finishes

Support shelf:

anodised aluminium with plywood edge.

Shelves:

anodised aluminium with plywood edge.

Tie rods:

stainless steel.

Materials

Support shelf

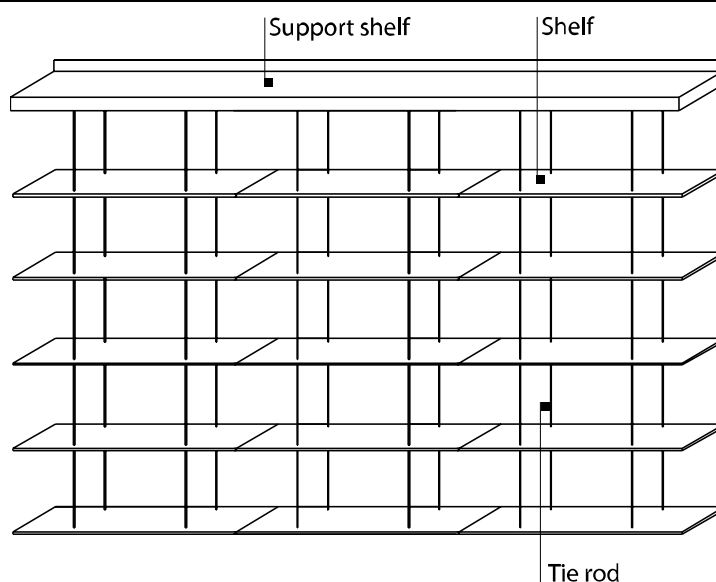
Veneered panel: Birch frame and honeycomb cardboard. Pre-tensioned steel stays inside the frame. Exterior covered with 1mm anodised sheet aluminium; Birch plywood edge. Steel wall plate with anodised aluminium cover.

Shelves

MDF covered with 1mm anodised sheet aluminium; Birch plywood edge.

Tie rods


Stainless steel.




Components

Support shelf: Th. 60+50 mm rise - d. 350 mm / Th. 2^{3/8"} + 2" rise - d. 13^{3/4"}


w. 1000 mm / 39^{3/8"}



w. 2000 mm / 78^{3/4"}

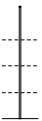


w. 3000 mm / 118^{1/8"}



Tie rods: Ø 6 mm / Ø 1/4"

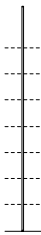
h. 770 mm / 30^{3/8"}



h. 1154 mm / 45^{3/8"}



h. 1538 mm / 60^{1/2"}



h. 1922 mm / 75^{5/8"}



h. 2306 mm / 90^{3/4"}



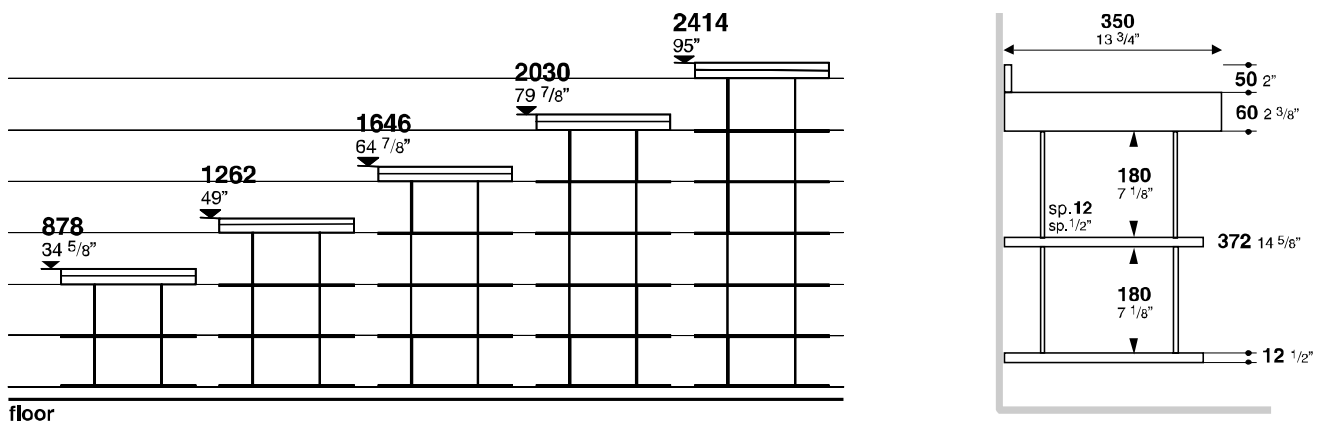
Shelf: Th. 12 - w. 1000 - d. 320 mm / Th. 1/2" - w. 39^{3/8"} - d. 12^{5/8"}



Pair of bookends in stainless steel



Modules and structure

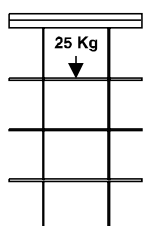


Maximum capacity of the bookcases and console tops

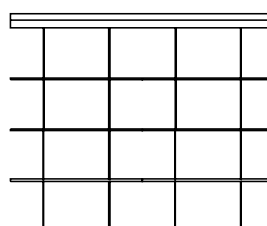
Bookcase w. 1000 - 39 3/8" Kg 120
 Bookcase w. 2000 - 78 3/4" Kg 240
 Bookcase w. 3000 - 118 1/8" Kg 360

maximum capacity single shelf Kg 25

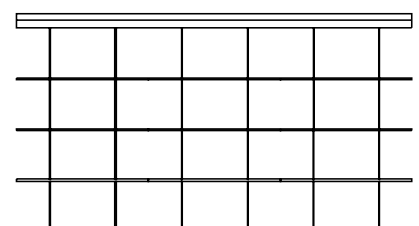
1000 39 3/8"



2000 78 3/4"



3000 118 1/8"



Use and maintenance

This product is intended for use in the home, storing books or other light weights. Do not swing from or climb onto the shelves. Maximum capacity of the bookcase: width 100cm - 120kg, width 200cm - 240kg, width 300cm - 360kg. Maximum shelf load 25kg, evenly distributed. The bookcase is only to be mounted on load-bearing walls (concrete, solid brick, masonry blocks with vertical perforations) at least 100mm thick and after the strength of the wall has been tested. Only use the anchoring resin kit and accessories supplied with the Graduate bookcase to fix it to the wall. This fixing system is suited to the various types of wall described above. Holes up to 95mm deep are recommended for correct fixing. Bookcase stability and capacity are only guaranteed when the accompanying mounting instructions have been followed. It must only be mounted by competent workers. Do not interfere with product components during maintenance; contact the retailer for any requirements. Stop the shelves coming into even brief contact with water or other liquids. The edges must not be placed close to heat sources in excess of 45°C. Any odours given off by the product when unpacked are not toxic and disappear when exposed to aired surroundings.

Aluminium and steel maintenance

For ordinary care, use a soft, dry cloth to remove dust. For greasy dirt (fingerprints), we recommend the use of standard glass-cleaning detergents containing ammonia. Avoid products containing solvents and/or spirits and cloths with hard fibres (synthetic/linen) as they could ruin and/or scratch the surfaces.

Never use abrasive products and take the utmost care with anything that may scratch the surface of the top.

Disposal

Once discarded, neither the product nor its components should be abandoned in unauthorised areas.